


## Linear LED Module, LP Series

- High value 142 mm linear module, high efficacy up to 175 lm/W at Tc = 65 °C
- Homogenous light distribution, pitch 15,6 mm between LEDs
- Accurate initial colour consistency of MacAdam (SDCM) 3-step
- Modular product platform for design flexibility
- Designed for easy installation and series connection
- Zhaga compliant dimensions
- Helvar LMC diffuser covers and mounting parts available
- Compatible with LEDiL optics\*

350 mA, 8.75 V



\*See page 5 for details

	Nominal colour temperature [K]	Luminous flux (Φ <sub>v</sub> )		Forward voltage (V <sub>f</sub> )		Luminous efficacy	Power consumption	CRI
		Tc = 65 °C Typ. [lm]	Tc = 25 °C Max. [V]	Tc = 65 °C Typ. [V]	Tc = 25 °C Max. [V]	Tc = 65 °C Typ. [lm/W]	Tc = 65 °C Typ. [W]	
<i>Efficient @ 250 mA</i>								
LP-142-830-004A	3000	310				148		
LP-142-840-004A	4000	350	8.55	9.3		165	2.1	> 80
LP-142-850-004A	5000	335				159		
<i>Nominal @ 350 mA</i>								
LP-142-830-004A	3000	400				132		
LP-142-840-004A	4000	445	8.75	9.5		146	3.0	> 80
LP-142-850-004A	5000	430				141		
<i>Maximum @ 450 mA</i>								
LP-142-830-004A	3000	495				124		
LP-142-840-004A	4000	550	8.9	9.7		138	4.0	> 80
LP-142-850-004A	5000	530				133		

Tolerance for the values of CCT, luminous flux and forward voltage in the table is < ±7 %

### Electrical specifications

Direct current supply only	LP-142	
	Nominal	Max.
Operating Current [mA]	350	450
Operating Voltage [V]	8.75 <sup>1)</sup>	9.7 <sup>2)</sup>

<sup>1)</sup> At 350 mA, Tc = 65 °C      <sup>2)</sup> At 450 mA, Tc = 25 °C

Maximum rated voltage in circuit	400 V <sup>1)</sup>
ESD protection tested: (according to IEC 61547 cl 5.2) <sup>2)</sup>	
Air discharge	8 kV
Contact discharge	4 kV
IP rating	IP00

<sup>1)</sup> Please refer to the LS/LP Series installation guide for details

<sup>2)</sup> In addition, tested with 30kV contact discharge to terminals and Tc point

### Photometric specifications

Colour consistency at initial time	3 MacAdam steps
Colour Rendering Index	> 80
Beam angle	120°
Photobiological risk group	RG1 unlimited

### Lifetime specifications

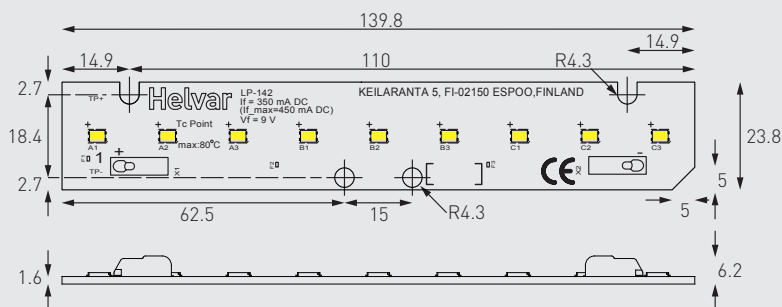
Operating current	Temperature	L70B50	L70B20	L70B10	L80B50
Efficient 250 mA	Tc = 65 °C	> 50 000	> 50 000	> 50 000	> 50 000
	Tc = 80 °C	> 50 000	> 50 000	> 50 000	> 46 000
Nominal 350 mA	Tc = 65 °C	> 50 000	> 50 000	> 50 000	> 50 000
	Tc = 80 °C	> 50 000	> 50 000	> 50 000	> 45 000
Maximum 450 mA	Tc = 65 °C	> 50 000	> 50 000	> 50 000	> 48 000
	Tc = 80 °C	> 50 000	> 50 000	> 50 000	> 44 000

Lumen depreciation estimations in hours

### Operating Conditions and Characteristics

Typ point (performance measurements)	Tc = 65 °C
Max. temperature at Tc point	80 °C
Ambient temperature range	-20...+50 °C
Storage temperature	-20...+80 °C
Humidity	No condensation

Dimensions



Length	139.8 ± 0.2 mm
Width	23.8 ± 0.2 mm
Thickness of PCB	1.6 ± 0.2 mm
Height	6.2 ± 0.2 mm

Packing details	1 Tray	1 Box
Num. of modules	120	600

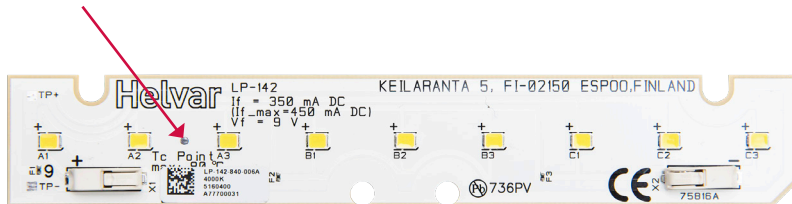
ESD foam trays, antistatic bag and carton box

Wiring specifications

Connector type	Push-in connector
Wire size	0.2 - 0.75 mm <sup>2</sup> , solid core 0.2 - 0.34 mm <sup>2</sup> , stranded
Wire strip length	7 - 9 mm
Wire type	Solid core and fine-stranded

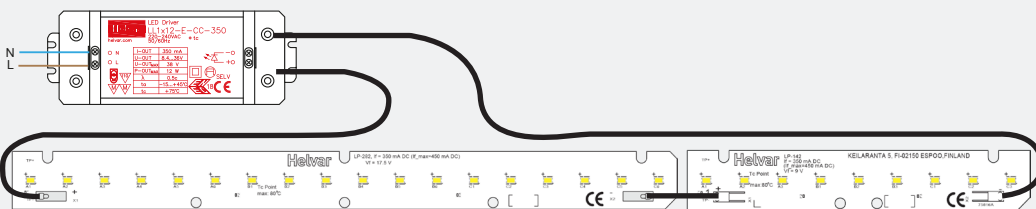
Thermal Management

Tc (Tp) Point : See the below red mark.

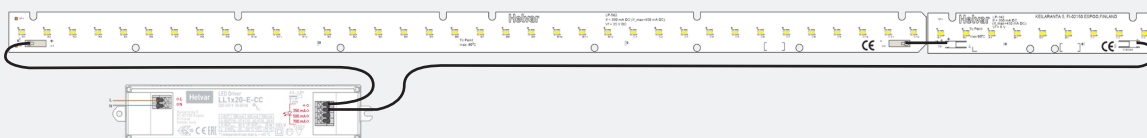


Connection examples

1 x LP-282A + 1 x LP-142A modules connected with Helvar LL1x12-CC-350 (SELV60) LED driver at 350 mA driving current

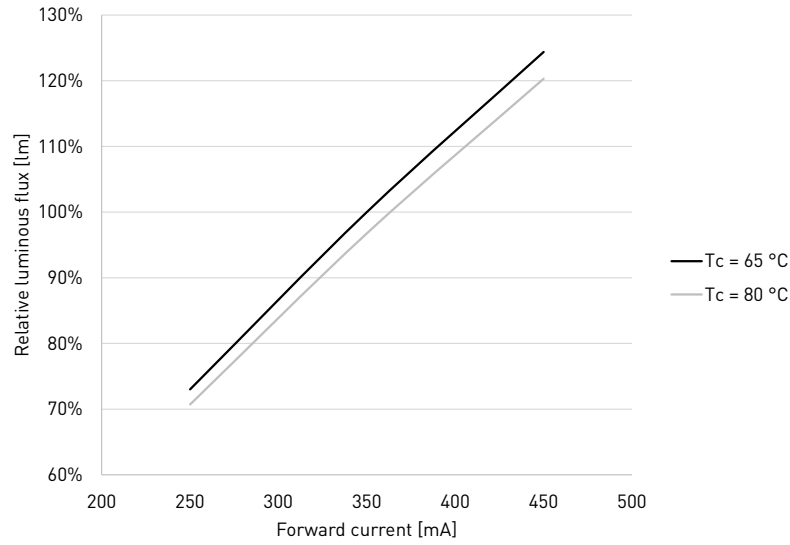


1x LP-562A + 1 x LP-142A modules connected with Helvar LL1x20-E-CC LED driver at 350 mA driving current

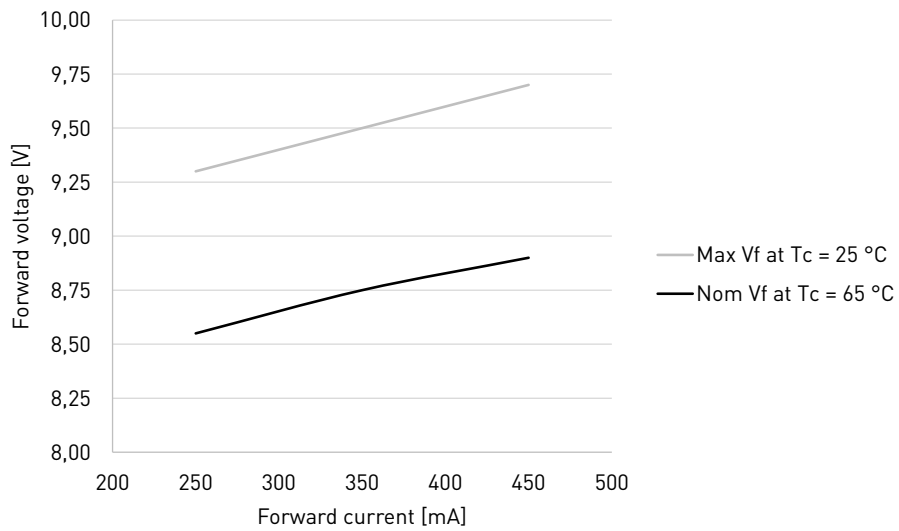


Specification diagrams

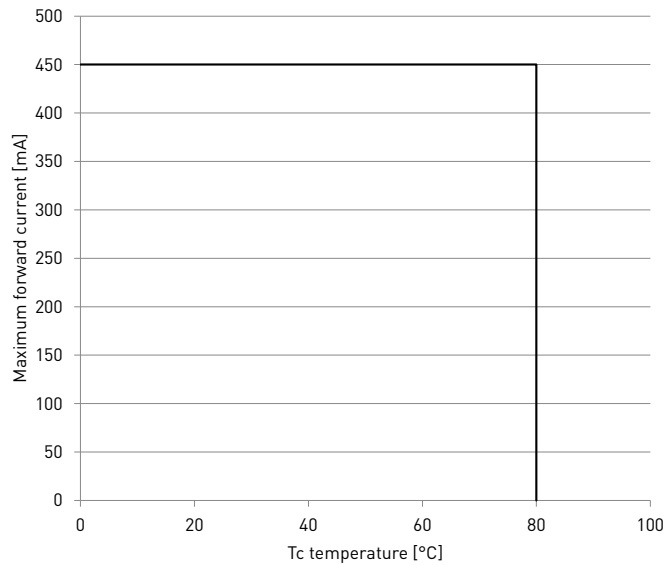
LUMINOUS FLUX VS FORWARD CURRENT



FORWARD VOLTAGE VS FORWARD CURRENT



DERATING CURVE



LP-142A LED module is suited for built-in usage in luminaires. In order to have safe and reliable operation, the LED luminaires will need to comply with the relevant standards and regulations (e.g. IEC/EN 60598-1). The LED luminaire shall be designed to adequately protect the LED modules from dust, moisture and pollution. The luminaire manufacturer is responsible for the correct choice and installation of the LED module / LED driver combination according to the application and product datasheets. Operating conditions of the LED modules may never exceed the specifications as per the product datasheets.

## HANDLING OF THE LED MODULES

LED modules contain components (LED packages, chips) that are sensitive for mechanical stress, electrostatic discharge (ESD) and chemical contaminants. Improper handling of the modules might cause damage or even destruction of the LED modules. Damaged LEDs may show some unusual characteristics such as increase in leakage current, lowered turn-on voltage, or abnormal lighting of LEDs at low current. Please follow following instructions and the precautions given in the product datasheets while handling and assembling Helvar LED modules.

### Storage conditions

- Unused LED modules are recommended to stored carefully in an original sealed ESD package preventing moisture, pollutants or ESD to cause damage the module.
- Storage temperature range: -20...+80 °C

### Opening the package / resealing

- LED modules are kept in stable protected environment in the packaging, open the package only when you are ready to use the LED modules. If resealing of the original package is required remove excess air from the packaging and place the moisture absorber (silica-gel bag) in to the packaging and seal the ESD back with adhesive tape.

### ESD precautions at luminaire assembly site

The LEDs are sensitive to the electrostatic discharge (ESD) and surge current. If voltage exceeding the absolute maximum rating is applied to LEDs, it may cause damage or even destruction to LED devices.

- IEC / EN 61340-5-1: Protection of electronic devices from electrostatic phenomena – General Requirements describes procedures for protection for damage caused by electrostatic discharge while handling electronic devices, following list lists basic protective measures described in the standard.

### ESD protection measures in handling and assembling LED modules

- Employee training for correct handling .
- Personnel grounding via wrist band / footwear.
- ESD protective clothing / shoes.
- Handle LED modules only in ESD protected areas and workplaces.

## CHEMICAL CONSIDERATIONS

Chemical substances may cause damage the LED module by causing discoloration, loss of luminous flux or total failure of the module.

Avoid materials and substances containing:

- VOCs - Volatile Organic Compounds that may occur in adhesives or sealings, verify that the materials used in the luminaires are not causing VOCs
- Halogen compounds
- Chlorine
- Acetates
- Sulphuric compounds.

Never look directly into an operational LED module without suitable protective eye wear!

## ELECTRIC & THERMAL CONSIDERATIONS

### Wiring insulation

- According to recommendations in IEC / EN 60598.

### Wire connections

- Please refer to LED driver datasheets connections diagram.
- Wrong polarity might damage the LED modules.

### Choosing the LED driver

- To guarantee the safe and reliable operation of the LP series LED-modules the LED driver must be provided with open and short circuit protection.
- LP series modules are designed to be used with constant current output type LED driver.

### Electrical design, electrical safety

During the design it is luminaire manufacturers responsibility to follow the international and national electric design regulations and recommendations for the electric safety and luminaire protection. Electric safety classification and protection class is depending on:

- Actual luminaire design and safety classification
- LED driver insulation
- LED driver output isolation.

ALWAYS CHECK AND FOLLOW EXACT REGULATIONS FROM LATEST RELEVANT IEC / EN STANDARDS.

### Maximum ambient and tc temperature

- The maximum ambient temperature is a guideline given for built-in components such as LED modules. However, integrator must always ensure proper thermal management (i.e. mounting base of the module, possible heatsink, air flow etc.) so that the tc point does not exceed the tc max limit.
- Reliable operation is only guaranteed if the maximum tc point temperature is not exceeded under the conditions of use.
- Lifetime is only guaranteed if the maximum tc point temperature specified for lifetime is not exceeded under the conditions of use.

## MECHANICAL CONSIDERATIONS

- While handling the LED modules avoid mechanical stress or pressure applied to the light emitting surface of the LEDs.
- Avoid dropping the modules.
- Bending of the modules is not permitted.
- Avoid touching the light emitting surface.
- Mechanical modifications (e.g. drilling, milling or sawing the module) are not permitted.

## INSTALLATION CONSIDERATIONS

The LP series modules are basic isolated against ground and can be installed on properly insulated metal parts of the luminaire. We recommend using Helvar LMC mounting parts, plastic screws, clips or a combination of M4 metal screws and insulating plastic washers for safe operation.

Please follow regulations from IEC/EN 60598-1 for creepage and clearance requirements. More information in LS/LP Series installation guide, available on product website's Download & Links section.

## Conformity & standards

Led modules for general lighting - safety specifications	IEC / EN 62031
Photobiological safety of lamps and lamp systems	IEC / EN 62471 TR IEC / EN 62778
Compliant with relevant EU directives	
CE marked	
RoHS / REACH compliant	

All data were deemed correct at time of creation. Helvar is not liable for errors or omissions.

## Compatible LEDiL optics

Following LEDiL optics are compatible with LP-142A LED module. More information about LEDiL optics is available at [www.LEDiL.com](http://www.LEDiL.com).

F15523_LINNEA-90
F15524_LINNEA-60
F15756_LINNEA-O
F15860_LINNEA-Z2T25
F15861_LINNEA-ZT25
F16048_LINNEA-UP